

## Canine Genetic Testing Report



<b>Submitted By</b>
Jesse Zehr Dutch Central Stables 14425 Antwerp Rd Crabill, IN 46741

<b>Subject Dog</b> 00250215	Date Received: 4/2/2021
Dog Name: <b>Tramin Tamfanae</b> Breed: Golden Retriever Phenotype: Light Golden	Registration: SS24677901 Microchip: Sex: Female Birth: 09/15/2019

<b>Sire</b>	<b>Dam</b>
Sire Name: Breed: Registration: Phenotype:	Dam Name: Breed: Registration: Phenotype:

Coat Color Testing			Genetic Disorders			
A Locus-Ay	Not Tested		X	DM	n/n	Clear: Dog is negative for the Degenerative Myelopathy mutation.
A Locus-Aw	Not Tested		X	GR-PRA1	n/n	Clear: Dog tested negative for the GR-PRA1 mutation.
A Locus-Ai	Not Tested		X	GR-PRA2	n/n	Clear: Dog tested negative for the GR-PRA2 mutation.
A Locus-a	Not Tested		X	Ich	n/n	Clear: Dog tested negative for the Ichthyosis mutation.
B Locus	Not Tested		X	MD	n/n	Clear: Dog tested negative for the Muscular Dystrophy mutation.
Cocoa	Not Tested			MH		Not Tested
D Locus	Not Tested		X	NCL-GR	n/n	Clear
E Locus-EM	Not Tested		X	proS-PRA	n/n	Clear: Analysis indicates dog is negative/clear for the proS-PRA mutation.
E Locus-e	Not Tested			OI		Not Tested
K Locus-KB	Not Tested					
Spotting	Not Tested					
Harlequin	Not Tested					
Merle	Not Tested					

Coat Type Testing			Genetic Marker Results																																												
Hair Length	Not Tested																																														
Hair Curl	Not Tested																																														
Furnishings	Not Tested																																														
Shedding	Not Tested																																														
			<table border="1"> <thead> <tr> <th>Run Date</th> <th>Not Tested</th> </tr> </thead> <tbody> <tr> <td>AKR1C1</td> <td>AKR1C1</td> <td>AKR1C1</td> <td>AKR1C1</td> <td>AKR1C1</td> <td>AKR1C1</td> <td>AKR1C1</td> <td>AKR1C1</td> <td>AKR1C1</td> </tr> <tr> <td>AKR1C1</td> <td>AKR1C1</td> <td>AKR1C1</td> <td>AKR1C1</td> <td>AKR1C1</td> <td>AKR1C1</td> <td>AKR1C1</td> <td>AKR1C1</td> <td>AKR1C1</td> </tr> <tr> <td>AKR1C1</td> <td>AKR1C1</td> <td>AKR1C1</td> <td>AKR1C1</td> <td>AKR1C1</td> <td>AKR1C1</td> <td>AKR1C1</td> <td>AKR1C1</td> <td>AKR1C1</td> </tr> <tr> <td>AKR1C1</td> <td>AKR1C1</td> <td>AKR1C1</td> <td>AKR1C1</td> <td>AKR1C1</td> <td>AKR1C1</td> <td>AKR1C1</td> <td>AKR1C1</td> <td>AKR1C1</td> </tr> </tbody> </table>							Run Date	Not Tested	AKR1C1	AKR1C1	AKR1C1	AKR1C1	AKR1C1	AKR1C1	AKR1C1	AKR1C1	AKR1C1	AKR1C1	AKR1C1	AKR1C1	AKR1C1	AKR1C1	AKR1C1	AKR1C1	AKR1C1	AKR1C1	AKR1C1	AKR1C1	AKR1C1	AKR1C1	AKR1C1	AKR1C1	AKR1C1	AKR1C1	AKR1C1	AKR1C1	AKR1C1	AKR1C1	AKR1C1	AKR1C1	AKR1C1	AKR1C1	AKR1C1	AKR1C1
Run Date	Not Tested																																														
AKR1C1	AKR1C1	AKR1C1	AKR1C1	AKR1C1	AKR1C1	AKR1C1	AKR1C1	AKR1C1																																							
AKR1C1	AKR1C1	AKR1C1	AKR1C1	AKR1C1	AKR1C1	AKR1C1	AKR1C1	AKR1C1																																							
AKR1C1	AKR1C1	AKR1C1	AKR1C1	AKR1C1	AKR1C1	AKR1C1	AKR1C1	AKR1C1																																							
AKR1C1	AKR1C1	AKR1C1	AKR1C1	AKR1C1	AKR1C1	AKR1C1	AKR1C1	AKR1C1																																							
			<b>Additional Comments</b> None																																												



## CENTER OF VETERINARY MEDICINE

RESULT №000002236

Ukraine, 65009, Odessa, Fontanskaya road, 15/2.  
Phone: +38 (048) 702-10-11 Web: <https://petlife.vet>

DATE: 27.08.2020

Patient: Tramin Tamfanae  
Breed: Golden Retriever  
Sex: Female  
Date of birth: 15.09.2019  
Chip: 900085000168104  
Owner: Ushan Olena  
Address: Horikhova №20, Odessa, Ukraine 65038

Doctor: Miskarov Eugene



### M Measurements Ventricle Volume Teichholz (M)

Value	Result	Unit	Norm	Deviation
IVSd	9,700	mm	-	-
LVIDd	37,600	mm	-	-
LVPWd	10,800	mm	-	-
IVSs	13,100	mm	-	-
LVIDs	22,200	mm	-	-
LVPWs	17,100	mm	-	-
EDV(Teich)	60,400	ml	-	-
ESV(Teich)	16,600	ml	-	-
SV(Teich)	43,800	ml	-	-
EF(Teich)	72,500	%	-	-
FS(Teich)	41,000	%	-	-
RVDd	13,100	mm	-	-
RVAWd	4,000	mm	-	-
RVDs	7,400	mm	-	-
RVAWs	9,100	mm	-	-

### 2D Measurements Dimensions

Value	Result	Unit	Norm	Deviation
PV	6,700	mm	-	-
RBPA	5,900	mm	-	-
PV/RBPA	1,140		-	-
Ao Diam	20,400	mm	-	-
LA Diam	29,600	mm	-	-
LA/Ao	1,450		-	-
MPA Diam	19,500	mm	-	-

### Doppler Measurements

#### Mitral Valve

Value	Result	Unit	Norm	Deviation
MV E Vel	79,800	cm/s	-	-
MV A Vel	57,900	cm/s	-	-
MV E/A	1,380	n 1.58	-	-
IVRT	0,040	n 0,048 s	-	-

#### Pulmonary Artery

Value	Result	Unit	Norm	Deviation
MPA Vmax	112,000	cm/s	-	-
MPA PGmax	5,000	mmHg	-	-

#### Aortic

Value	Result	Unit	Norm	Deviation
AV Vmax	0,920	cm/s	-	-
AV PGmax	3,400	mmHg	-	-


#### Tricuspid Valve

Value	Result	Unit	Norm	Deviation
TV Vmax	69,900	cm/s	-	-
TV PGmax	2,000	mmHg	-	-

### Conclusion

Conclusion:

The cavity of the left ventricle is not extended.  
Mitral valve: not changed. Regurgitation: none.  
Diastolic function of the myocardium of the left ventricle is not broken.  
Violation of local contractility of the left ventricle: no.  
Aortic valve: the leaf is not sealed. The amplitude disclosure: normal.  
Regurgitation: none.  
IVS: not thickened; Posterior wall LV: not thickened.  
The cavity of the right ventricle is not extended. Tricuspid valve: not changed. Regurgitation: non.  
Valve LA: not changed. Regurgitation: non. Pulmonary artery: not expanded.  
Doppler echocardiography: pathological threads  
VSD: no. ASD: no.  
Pericardial fluid: no.  
Conclusion: Heart shaped correctly. The valve apparatus is not changed.  
Violations of general and intracardiac hemodynamics is not revealed.



/DVM M. B. KAROV E/



FEDERATION  
SYNOLOGIQUE  
INTERNATIONALE

МІЖНАРОДНА  
КІНОЛОГІЧНА  
ФЕДЕРАЦІЯ

UKRAINIAN  
KENNEL  
UNION

КІНОЛОГІЧНА  
СПІЛКА  
УКРАЇНИ





HIP-ELBOW DYSPLASIA INTERNATIONAL CERTIFICATE  
СЕРТИФІКАТ НА ДИСПЛАЗІЮ КУЛЬШОВОГО ТА ЛІКТЬОВОГО СУГЛОБІВ

X-rays made on / Дата проведення рентенографічного обстеження	01.10.2020
Of the dog / Інформація про собаку	
- Breed / Порода	GOLDEN RETRIEVER
- Name / Кличка собаки	TRAMIN TAMFANAE
- Sex / Стать	FEMALE
- Birth date / Дата народження	15.09.2019
- Studbook # / Номер родоводу	UKU.0439851
- Tatroo - chip # / Тавро - мікрочип	900085000168104
- Owner / Ім'я власника	USHAN OLENA
- Address / Адреса власника	HORIKHOVA №20 ODESA, UKRAINE 65038

Classification / Класифікація:

Hip / Кульшовий суглоб		A	B	C	D	E	Circle the relevant / Виділіть відповідний показник ступеню розвитку захворювання
Elbow / Ліктювий суглоб	Left / лівий	0	1	2	3		
	Right / правий	0	1	2	3		

The evaluation was made on / Дата проведення оцінки рентген знімку	11.11.2020
By / Ім'я спеціаліста, що проводив оцінку рентген знімку	OLEKSENKO ROMAN
This procedure has been performed according to the rules of F.C.I. / Процедура була проведена згідно з правилами МКФ	
 O. Slipchenko / О.Л. Сліпченко Signature / Підпис	 № 001817*



Animal Health Center  
Ветеринарна лікарня  
VELES

"Велес"  
тел.+38 (048)760 12 79  
e-mail:zooveles@yandex.ua

**Animal Health Center «Veles»**

Levanevskogo 5, Odessa, 65038, Ukraine  
tel. +38-048-7601272, лис.# АД 036118

**Сведения о животном**

**Pet Information**

имя name	ТРАМИН ТАМФАНЕ	владелец owner	Ushan Olena
порода breed	golden retriever	микрочип microchip	900085000168104
пол sex	female	тату tattoo	—
дата рождения date of birth	15.09.2019	родословная pedigree	ИКУ.0439851

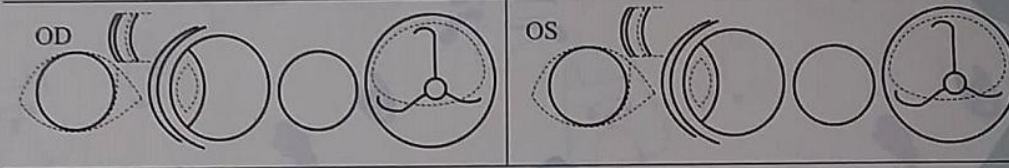
**Заключение о состоянии глаз собаки**  
Certificate of eye examination

« 1 » 08 20 20

Conclusion is valid for 12 months

**Methods**

- direct ophthalmoscope
- undirect ophthalmoscope
- gonioscope
- funduscamera
- tonometry
- others



	palpebrae	eye ball	cornea	iris	lens	vitreo	fundus
normal	<input checked="" type="checkbox"/>	<input checked="" type="checkbox"/>	<input checked="" type="checkbox"/>	<input checked="" type="checkbox"/>	<input checked="" type="checkbox"/>	<input checked="" type="checkbox"/>	<input checked="" type="checkbox"/>
pathology	<input type="checkbox"/>	<input type="checkbox"/>	<input type="checkbox"/>	<input type="checkbox"/>	<input type="checkbox"/>	<input type="checkbox"/>	<input type="checkbox"/>
tests	<input type="checkbox"/>	<input type="checkbox"/>	<input type="checkbox"/>	<input type="checkbox"/>	<input type="checkbox"/>	<input type="checkbox"/>	<input type="checkbox"/>

**Conclusion**

Animal is

health

unproved health

not health

**Clinical signs of ophthalmic pathology:**

normal		unproved	pathology
<input checked="" type="checkbox"/>	mycrophthalm	<input type="checkbox"/>	<input type="checkbox"/>
<input checked="" type="checkbox"/>	palpebrae's aplasia (coloboma)	<input type="checkbox"/>	<input type="checkbox"/>
<input checked="" type="checkbox"/>	atrezia lacrimal punctum	<input type="checkbox"/>	<input type="checkbox"/>
<input checked="" type="checkbox"/>	pupilar membrana (perseverens)	<input type="checkbox"/>	<input type="checkbox"/>
<input checked="" type="checkbox"/>	glaucoma	<input type="checkbox"/>	<input type="checkbox"/>
<input checked="" type="checkbox"/>	entropion	<input type="checkbox"/>	<input type="checkbox"/>
<input checked="" type="checkbox"/>	ectropion	<input type="checkbox"/>	<input type="checkbox"/>

normal		unproved	pathology
<input checked="" type="checkbox"/>	trichiasis	<input type="checkbox"/>	<input type="checkbox"/>
<input checked="" type="checkbox"/>	districhiasis	<input type="checkbox"/>	<input type="checkbox"/>
<input checked="" type="checkbox"/>	corneal dystrophy	<input type="checkbox"/>	<input type="checkbox"/>
<input checked="" type="checkbox"/>	cataracta	<input type="checkbox"/>	<input type="checkbox"/>
<input checked="" type="checkbox"/>	lens lucsation	<input type="checkbox"/>	<input type="checkbox"/>
<input checked="" type="checkbox"/>	pigment retinal atrophy	<input type="checkbox"/>	<input type="checkbox"/>
<input checked="" type="checkbox"/>	retinal detachment	<input type="checkbox"/>	<input type="checkbox"/>
<input checked="" type="checkbox"/>	nervus opticus atrophy	<input type="checkbox"/>	<input type="checkbox"/>

PhD, MD ophthalmology

ВЕТЕРИНАРНАЯ КЛИНИКА "ВЕЛЕС"  
Dina Tereschenko



UKRAINIAN  
KENNEL  
UNION

КІНОЛОГІЧНА  
СПІЛКА  
УКРАЇНИ

Ім'я /  
Name **TRAMIN TAMFANAE**

Порода /  
Breed **GOLDEN RETRIEVER**

Власник /  
Owner **USHAN OLENA**

Родовід /  
Pedigree **UKU.0439851**

Дата видачі /  
Date **15.10.2020**

019387

Президент КСУ

/Г.Г. Оніщенко/



e-mail: hotline@uku.com.ua



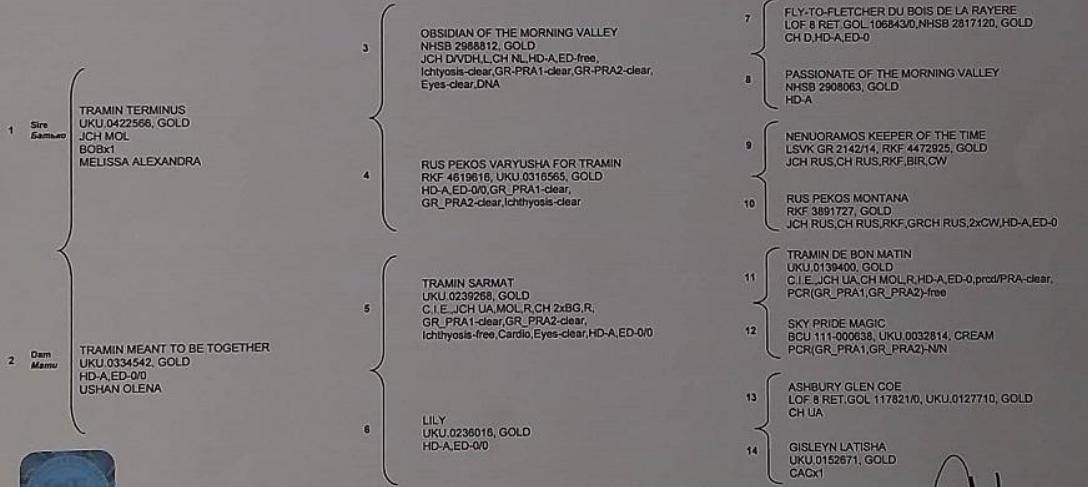
# UKRAINIAN KENNEL UNION CERTIFIED PEDIGREE



http://www.uku.com.ua

EXPORTED PEDIGREE

Name Кличка	TRAMIN TAMFANAE		No Pedigree № Подоводу	UKU.0439851		Mark / Tagno Чип / ґнет	900085000168104		
Breed Порода	GOLDEN RETRIEVER	Sex Стать	FEMALE	Date of birth Народження	15.09.2019	Color Колір	GOLD		
Breeder Заводчик	USHAN OLENA	Address Адреса	HORIKHOVA №20 ODESA, UKRAINE 65038		Owner Власник	JESSE ZEHR		Kennel Name Завод	TRAMIN
						Address Адреса	14425 ANTWERP ROAD GRABILL, IN, USA 46741		



Я,  
Shimankina Natalia

відповідальна за Племінну книгу КСУ, засвідчую, що вся інформація є точною та достовірною  
the guardian of the Ukrainian dogs stud book, certify that here above information is correct and reliable.

23.01.2021  
Заводчик

*[Signature]*

242492